

Christmas puppet
theatre Sample activity
with EYFS Links



Welcome to Activity Packs Boxed – Thank You for Signing Up to our newsletter!

Who Are We?

Activity Packs Boxed is a mother-daughter duo with over 20 years of childminding experience. We specialize in creating engaging activities that align with the Early Years Foundation Stage (EYFS).

Our mission is simple: to save you time while sparking children's curiosity, creativity, and love of learning.

Why Our Activity Boxes?

Each box is carefully crafted to:

- Cover all areas of the EYFS, so you can feel confident about meeting developmental milestones.
- Save you hours of planning and preparation with pre-prepped activities.
- Celebrate cultural diversity through fun and inclusive themes.
- Strengthen home-setting partnerships with newsletters and resources to share with parents.

Whether you choose our physical boxes, packed with everything you need, or our flexible digital subscription, you'll enjoy a wide variety of activities that are easy to adapt for mixed-age groups.

We hope you enjoy your free sample activity plan!

Now that you're signed up for our newsletter, you'll receive regular updates, exclusive offers, and tips for making the most of our resources. You're also joining a community of passionate educators who believe in the magic of play-based learning.

But in the meantime, here's an offer you can't refuse!

Sign up to any of our physical activity boxes before the end of December and save 10% off your subscription.... And what's more you will never see a price increase for as long as you subscribe!! Just use code JANUARYREADY at the checkout

Alternatively... why not try out our digital activity box.... Completely free for 14 days!

Why not pop over to our website and take a look! www.activitypacksboxed.co.uk

We will never tie you into a lengthy contract... you keep complete control!

Warm regards,

Louise and Sharon

The Activity Packs Boxed Team



Puppet Show creations!

Encourage story telling, creativity and small motor skills by making your very own puppet theatre!

You will need a few things:

A shoe box

Paints or coloured paper and pens to decorate your box.

Finger puppets (if you don't have these, dot worry we have included a set of free Christmas finger puppets to print and add to some lolly sticks!)

Now for the fun part:

Cut a rectangle hole in the centre of the base of your shoe box to create a window

Cut out curtain shapes from the shoe box lid or some coloured card and stick these to either side of your window.

Now your puppet theatre is ready to decorate!
Once finished gather your puppets, place your puppet theatre on a table and have fun creating stories and shows for your friends!

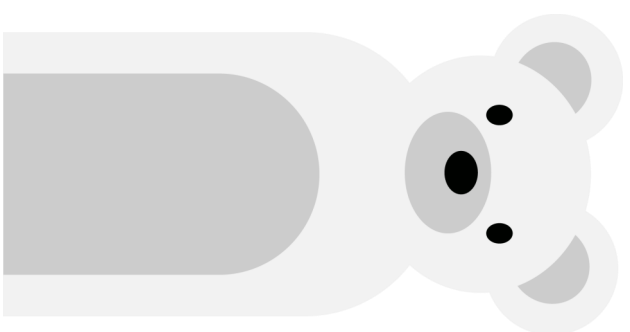
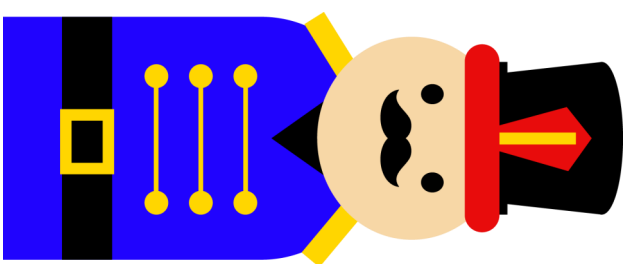





Puppet Show creations!

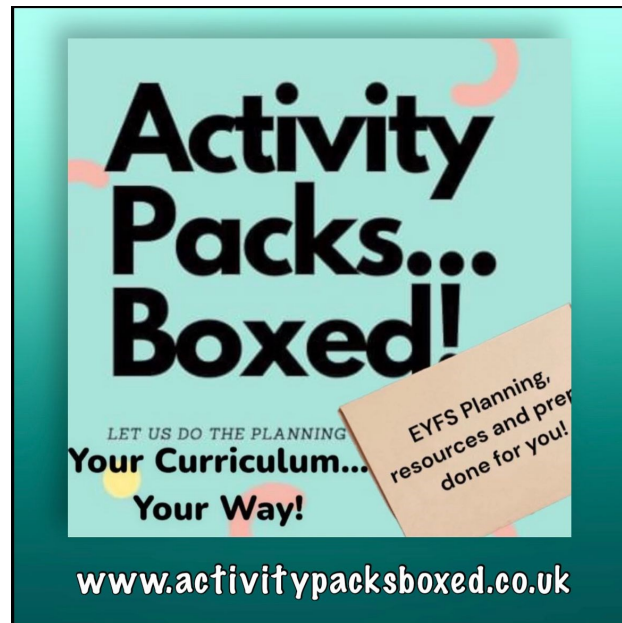
EYFS links

<i>Personal, social and emotional</i>	<i>Encourage teamwork as you work with others on a shared project. Practice turn taking. Practice sharing of resources.</i>
<i>Understanding of the world</i>	<i>Explore cultural celebrations and events through storytelling.</i>
<i>Communication and Language</i>	<i>Learn and use new vocabulary through storytelling and role play. Develop recall as you tell your favourite stories. Use expressive language with lots of descriptive words and dialogue. Develop listening skills as you take turns to participate and to watch others.</i>
<i>Art and design</i>	<i>Foster creativity and imagination through role play. Use props to express ideas.</i>
<i>Physical</i>	<i>Develop hand-eye coordination. Develop small motor skills through cutting, decorating and playing with your finger puppets.</i>

Christmas Stick Puppets

Cut out your puppets and attach a belly stick





We hope that you enjoyed your free sample activity!

We would love to welcome you to our activity box community!

If you would like to find out more please do visit our website!

www.activitypacksboxed.co.uk